



National Center and State Collaborative



**Language Arts Sample Systematic Instruction
Script (LASSIS):
Unit 2 Elementary Informational Text Skills
Test**

Diane Browder
Melissa Hudson
Angel Lee
Alicia Saunders

December 2013

LASSI: Unit 2 Elementary: Informational Text

Formative Assessment Cover Sheet

The Elementary LASSI Informational Text Skills Test is an on demand performance assessment. The skills test should be administered prior to starting a LASSI unit to obtain a baseline score, and after a LASSI unit has been completed to obtain a posttest score. This data can be used to see student growth. Ideally, one additional administration of the skills test can be done during the midpoint of the LASSI instruction in order to monitor progress over time. This test will help student practice responding in an alternate assessment format.

Student Name: Teacher Name:	Date: Baseline Score	Date: Midpoint Score	Date: Posttest Score	*Decision
Skills Test 1	/ 5	/ 5	/ 5	3 or more independent correct, move to Skills Test 2
Skills Test 2	/ 9	/ 9	/ 9	5 or more independent correct, move to Skills Test 3
Skills Test 3	/ 9	/ 9	/ 9	

INFORMATIONAL TEXT SKILLS TEST 1

“We are going to read a passage about firefighters. After we read, I will ask you some questions.” Keep story visible to student while administering skills test.

All About Firefighters

By Melissa Hudson

[1] Firefighters put out fires. [2] Firefighters use big red fire trucks.
[3] They put out forest fires. [4] They put out fires in big buildings.
[5] Firefighters keep fires from starting. [6] They teach us about fire safety. [7] Firefighters are helpers. [8] They save lives. [9] Firefighters keep us safe.



Note to Test Administrator: After reading passage and prior to asking each question, ask student, "Would you like me to read the sentences again before I ask you a question about them?" Provide a reread of entire passage or specific sentences (when specified in directions) if student indicates "yes".

1. [Look at/point to/touch] the picture of a firefighter.



2. Now let's look at these pictures (point to pictures). The topic is what the pictures are about.



Firefighters put out fires.



Firefighters teach us about safety.



Firefighters save lives.

Remove pictures and show story again. Point to illustration in story and state, **“What is the topic of this picture?”**



Where librarians work



What firefighters do

3. The topic is what the passage is about. What topic did we just read about?



Firefighters



Nurses

4. The main idea is the important information in a text.
What is the main idea of the passage we just read?

Teachers teach students.

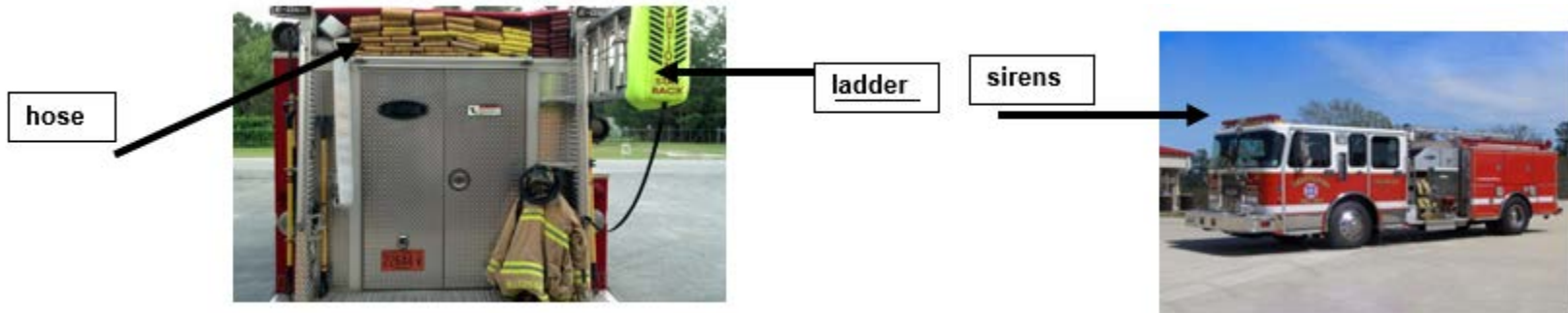


Firefighters keep us safe.



5. Read the following passage:

Fire trucks have many parts. They have a hose that sprays water. They have a ladder for firefighters to climb. They have a siren to warn people.



Remove or cover the illustration below the passage above. Then say, “[**Look at/touch/point to**] the picture that has the hose of the fire truck labeled.”



If student receives 2 or fewer correct answers, stop here. If student receives 3 or more correct answers, continue to Part 2.

INFORMATIONAL TEXT SKILLS TEST 2

“We are going to read more about firefighters. After we read, I will ask you some questions.”
Keep story visible to student while administering skills test.

Firefighters Use Many Tools

[1]Firefighters use many tools to help them do their job. [2]They use hoses to spray water to put out fires. [3]Firefighters use fire hydrants to get water. [4]Firefighters use ladders to reach high places. [5]They use masks to avoid smoke. [6]Firefighters use axes to break windows and get inside buildings. [7]Firefighters keep us safe.

[8]Firefighters use fire trucks. [9]Some trucks carry water. [10]Some trucks carry ladders. [11]Some trucks are used to rescue people. [12] Firefighters keep us safe.



Note to Test Administrator: After reading passage and prior to asking each question, ask student, "Would you like me to read the sentences again before I ask you a question about them?" Provide a reread of entire passage or specific sentences (when specified in directions) if student indicates "yes".

1. We just read about firefighters. Look at the diagram and then I will ask you a question about it.

TOOLS FIREFIGHTERS USE

Firefighters use a hose to spray water to put out fires.



Firefighters use ladders to reach high places.




Note to administrator: Cover or remove the diagram prior to asking the next question. Make sure passage is still visible to student.

Which of these is a tool that firefighters use?



Fork



Calculator



Hose

2. Now let's look at these pictures.



What is this information about?



Where firefighters work.



Firefighters use a lot of tools.



Firefighters rescue people.

3. Reread paragraph 1 (sentences #1-6). Touch paragraph 1 and say, “This part tells us that firefighters use tools. Which sentence best supports that firefighters use tools?”

Firefighters rescue people.



Firefighters use hoses to spray water to put out fires.



Firefighters keep us safe.



**4. Main idea is the important information in a text. What is the main idea?
Firefighters use tools to help them do their job.**



Firefighters love driving trucks.

Community helpers are everywhere.



5. Reread paragraph 2 (sentences #7-11). Touch paragraph 2 and say, "The main idea of this part of the text is that firefighters use fire trucks to help them do their job. Which of these details supports the main idea?"



They use masks to avoid smoke.



Firefighters keep us safe.



Some trucks are used to rescue people.

6. We just read about firefighters. What do firefighters use to help them?

They use pens, highlighters, and calculators.



They use hammers, screws, and screw drivers.



They use fire trucks, water, and ladders.



7. Reread passage.

“We just read about firefighters and the many tools they use to help them put out fires. Look at this picture of a firefighter.”



What does this picture show?

Note: Test administrator read response options aloud. Refer to picture above.

where fires are located	tools firefighter use	where fire trucks are kept
-------------------------	-----------------------	----------------------------

8. Look at the picture of a firefighter again.



Note: Test administrator read response options aloud. Refer to picture above.

How does the picture help you understand the tools that firefighters use?


It shows different types of fires.	It shows how firefighters train to put out fires.	It shows a variety of tools.
------------------------------------	---	------------------------------

9. Look at this picture of firefighters.



What tool are the firefighters using to reach high places?

 <p>ladder</p>	 <p>mask</p>	 <p>fire</p>
---	--	---

 If student receives 4 or fewer correct answers, stop here. If student receives 5 or more correct answers, continue to Part 3.

INFORMATIONAL TEXT SKILLS TEST 3

“We are going to read about what firefighters have to do to become a firefighter. After we read, I will ask you some questions.” Keep story visible to student while administering skills test.

Learning to be a Firefighter

[1]Firefighters work very hard to prepare for their jobs. [2]They must be at least 18 years old. [3]They have to pass a written test. [4]Firefighters also have to pass a fitness test. [5]They must be very strong and in shape to fight fires.

[6]Firefighters go to firefighting school. [7]They learn about different kinds of fires. [8]They learn how to use tools. [9]They learn ways to put out fires. [10]They also learn how to rescue people. [11]Firefighters keep us safe.



Note to Test Administrator: After reading passage and prior to asking each question, ask student, "Would you like me to read the sentences again before I ask you a question about them?" Provide a reread of entire passage or specific sentences (when specified in directions) if student indicates "yes".

1. We just read about firefighters. Look at the diagram and then I will ask you a question about it.

Tests that Firefighters Take



fitness test



written test

Note to administrator: Cover or remove the diagram prior to asking the next question. Make sure passage is still visible to student.

Which of these is a test that firefighters take?



fitness test



taste test



blood test

2. Now let's look at these pictures.



What is this information about?



The things firefighters wear.



Firefighters are brave.



The things firefighters do to become firefighters.

3. Reread paragraph 1 (sentences #1-5).


Touch paragraph 1 and say, **“This part tells us that firefighters work hard to prepare for their job. Which sentence best supports that firefighters study a lot?”**



Firefighters must be 18 years old.



Firefighters keep us safe.



They have to pass a written test.

4. Main idea is the important information in a text. What is the main idea?



Firefighters make a lot of money.



Firefighters work very hard to learn how to do their job.



Firefighters go to college.

5. Reread paragraph 2 (sentences #6-11).

Touch paragraph 2 and say, **“The main idea of this part of the text is that firefighters work very hard to learn how to do their job. Which of these details supports the main idea?”**



Firefighters must be 18 years old.



Firefighters keep us safe.



Firefighters have to pass a written test and a fitness test.

6. Firefighters have to pass a fitness test.


How does this support the point that firefighters work very hard so that they can do their jobs?



They must be very strong and in shape to fight fires.



They learn to use tools.



They must be 18 years old.

7. Reread passage.

“We just read about how firefighters prepare for their job and learn to be firefighters. Look at this picture



What does this picture show?

Note: Test administrator read response options aloud. There are no picture supports for this question.

what firefighters do to prepare for their job	firefighters putting out fires	how long it takes to put out fires
---	--------------------------------	------------------------------------

8. Look at the picture again.



Note: Test administrator read response options aloud. There are no picture supports for this question.

How does the picture help you understand what firefighters do to prepare for their job?

It shows how fires are formed	It shows how to put out a fire	It shows what firefighters are expected to do
-------------------------------	--------------------------------	---

9. Look at this picture of a firefighter.



How is the firefighter preparing to be strong and in shape?



- by passing the fitness test



- by learning about safety



- by learning about different types of fires

Photo Attributions

Some photos courtesy of Grissettown-Longwood Fire and Rescue